



AMERICAN PREMIUM



AMERICA'S CHOICE
www.amgdf.com

STRONG & QUIET



Short Panel Shown with
S-405 Optional Windows



DOUBLE WIDE/SHORT PANELS



S-405



S-306



S-499



S-397



S-399



S-300



S-393



S-100



S-595



S-398

DOUBLE WIDE/LONG PANELS



L-405



L-306



L-499



L-397



L-399



L-398



L-393



L-100



L-595



L-305



OPTIONAL WINDOWS

STANDARD FEATURES

- STANDARD NON-INSULATED FORMULA 124 GALVANIZED STEEL 2" THICK
- OUR FORMULA 124 STEEL IS THICKER AND STRONGER THAN OTHER COMPANIES 25GA STANDARD STEEL
 - TONGUE AND GROOVE JOINT SYSTEM
 - WOODGRAIN TEXTURE STEEL
- 2 COAT BAKED ON POLYESTER PAINT SYSTEM
- HEAVY DUTY U STYLE BOTTOM WEATHER SEAL

OPTIONAL FEATURES

- WINDOWS AND GLASS CHOICES
- SUPER POLY-BACK INSULATION
 - OUTSIDE T HANDLE LOCK
- WEATHER SEAL FOR TOP & SIDES OF DOOR
- ELECTRIC GARAGE DOOR OPENER



SHORT RAISED PANEL



LONG RAISED PANEL



SHOWN: CARRIAGE HOUSE SHORT PANEL WHITE WITH OPTIONAL BLACK LC-399-B WINDOWS



CARRIAGE HOUSE SHORT PANEL WHITE WITH OPTIONAL WR-105-LC-BLACK FRAMES & INSERT DESIGN



WR-105-LC



WR-109-LC

OPTIONAL WINDOWS

NOTE ALL DOORS SHOWN WITH OPTIONAL HINGES AND HANDLES



Carriage House Long shown with Light Finish
Optional WR109-LC Windows

PREMIUM DELUXE

SERIES

**INSULATED
STEEL SANDWICH**



PATENT PENDING

TRUE LOOK

A STEP ABOVE, A LOOK APART. SIDE BY SIDE COMPARISON TO STANDARD WOODGRAIN DOORS WILL SOLIDIFY OUR POINT. IT JUST LOOKS BETTER! MORE AUTHENTIC, MORE DETAIL THAN ANY OTHER STEEL DOOR.

IT'S SO UNIQUE AND ONE OF A KIND!

TRUE LOOK DOORS ARE PATENT PENDING



SHOWN: CARRIAGE LONG PANEL, GRAPHITE COLOR



SHOWN: BLACK FLUSH



CLOSE UP SHOWS THE DETAIL THAT IS ONE OF A KIND!

9X8 DOOR SIZE SHOWN FOUR 24" SECTIONS


NOTHING BEATS A **TRUE LOOK**



LONG PANEL



SHORT PANEL



FLUSH PANEL



CARRIAGE LONG PANEL



CARRIAGE
SHORT PANEL

*CLEAN INSIDE APPEARANCE PROVIDES A FINISHED LOOK.
IT'S LIKE AN INSULATED ROLLING WALL*



CALCULATED ENERGY VALUE OF 10

STANDARD FEATURES

- TRUE LOOK AUTHENTIC WOOD LOOKING FRONT OF DOOR
- 2" THICK SANDWICH STEEL INSULATED CONSTRUCTION
 - HOT DIPPED GALVANIZED STEEL
 - 2 COAT BAKED ON POLYESTER PAINT SYSTEM
 - FORMULA 124/125 STEEL FACE CONSTRUCTION
 - FORMULA 125/126 STEEL BACK CONSTRUCTION
- TIME TESTED RIGID CFC FREE POLYSTYRENE BOARD CONSTRUCTION
- INSIDE OF DOOR WOODGRAIN WHITE TEXTURED STEEL FOR A CLEAN LOOK AND FINISH
- HEAVY DUTY U STYLE BOTTOM WEATHER SEAL

OPTIONAL FEATURES

- WINDOWS AND GLASS CHOICES
- CARRIAGE STYLE HINGES, HANDLES, KNOCKERS
- WEATHER SEAL/MOULDING FOR TOP, SIDES OF DOOR FRAME

GENUINE PREMIUM GARAGE DOOR HARDWARE

JUST ONE MORE REASON AMERICAN PREMIUM GARAGE DOOR IS AMERICA'S CHOICE. HARDWARE, HINGES & ROLLERS THAT ARE SECOND TO NONE.

JUST LIKE A GREAT LOOKING CAR OR TRUCK IT MAY LOOK GOOD, BUT WHAT IF IT DOES NOT RUN GOOD? IT'S THE PARTS INSIDE THAT MAKE THE DIFFERENCE.

PATENTED QUIET HINGES AND ROLLERS. STRONGER, LARGER AND BETTER DESIGNED HARDWARE. ALL ADD UP TO SMOOTHER, QUIETER, LESS MAINTENANCE AND LONGER LIFE!

PERFECT SPACE ROLLER SPACERS ALLOW FINE TUNING OF THE DOOR SITTING IN ITS TRACKS. PREVENTS SHIFTING OF DOORS SIDE TO SIDE MOVEMENT. SPACERS ELIMINATE SCRAPING, GRINDING, RUBBING NOISES. INSURES QUIET OPERATION, FORWARD THINKING AND AN EXCLUSIVE PRODUCT YOU WILL ONLY FIND IN OUR DOOR HARDWARE KIT!



ROLLER SPACERS SHOWN ON BOTTOM ROLLER SHAFT INSURE DOOR STOPS IN THE SAME PLACE. NO SHIFTING. NO TRACK GRINDING. PREVENTS RUB LINE ON FACE OF DOOR CAUSED BY SHIFTING SIDE TO SIDE.

ALL DOORS INCLUDE



- PATENTED HINGE PATENT #9856685
- PATENTED/PATENT PENDING #10,280,668/667 SUPER QUIET ROLLER



GOVERNMENT OF CANADA PATENTS: 2978901, 2978933
 PATENTS PENDING: 3027986, 2978898



EXCLUSIVE "PERFECT SPACE" ROLLER SPACERS

NYLON/DELRIN WASHER PREVENTS METAL TO METAL CONTACT. NO GAP! NO SLOP! NO NOISY!

NYLON COATED STEEL SHAFT NO RATTLE! NO NOISY!

SUPER 8 BALL SEALED BALL BEARING ROLLER NO MAINTENANCE. GREASE IS PACKED INSIDE

14GA WIDE BODY STRONGER, QUIET HINGE!

Standard NO Extra Charge Heavy Duty 14GA Steel Quiet Hinges. Sealed Ball Bearing, NO Maintenance Coated Shaft, Heavy Duty Quiet Rollers.

THERE IS A DIFFERENCE!

Hinge

Us: larger, stronger, super quiet design



OTHERS **US**

Bearing Plate


Us: larger/stronger design



OTHERS **US**

Strut/Top Panel Reinforcement

Us: larger/stronger ribbed design



OTHERS **US**



U.S. PATENT # 9353538

OTHER BRANDS/ INFERIOR HINGES

HOME CENTERS AND BIG NATIONAL BRANDS

SO CALLED UPGRADED HINGE

SO CALLED STEALTH HINGE



OTHERS

THIN 18 GA BUILDERS TYPE HINGE WITH GAPS THAT MAKE NOISE. NO BEARING. HARD PLASTIC ROLLER AND UNCOATED STEEL SHAFT THAT MAKES IT NOISY.

OTHERS

UPGRADED HINGE WITH GAPS CAUSE NOISE. UNSEALED BALL BEARINGS. UNCOATED STEEL SHAFT THAT MAKES IT NOISY.

OTHERS

SKINNY PLASTIC HINGE LACKS THE STRENGTH OF STEEL. UNCOATED SHAFT.

Top Bracket

Us: larger/stronger design



OTHERS **US**

Bottom Bracket

Us: safer/stronger design



OTHERS **US**



Gap
Sharp Edges

OTHERS



No Gap!
No Noise!
US

Wide Body Hinge
14 GA. steel with large barrel is bigger and stronger.



SHOWN: WHITE COLOR, WHITE LAMINATED GLASS

AVAILABLE COLORS

Colors Available for all models. Please check with your Dealer before ordering.

Please ask your dealer for actual color chip sample before ordering. Colors printed in catalog may vary from actual color of door.

WHITE	ALMOND	GRAPHITE	COOL BLACK <small>SPECIAL HEAT REFLECTIVE PAINT</small>
BROWN	SANDSTONE	DARK FINISH	LIGHT FINISH

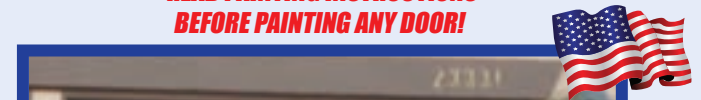
READ PAINTING INSTRUCTIONS BEFORE PAINTING ANY DOOR!

MODERN LINE DESIGN A

NOTE: PLEASE CHECK WITH YOUR DOOR DEALER FIRST. SOME MODELS OR COLORS MAY NOT BE AVAILABLE IN SOME STATES/MARKETS.



SHOWN: BROWN COLOR DARK SMOKED GLASS



SHOWN: BROWN COLOR, WHITE LAMINATED GLASS

MODERN VIEW

DEALER INFO:

MODERN SIDE

